
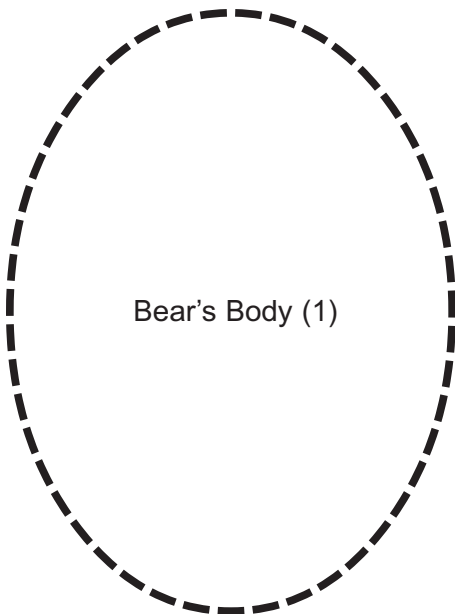
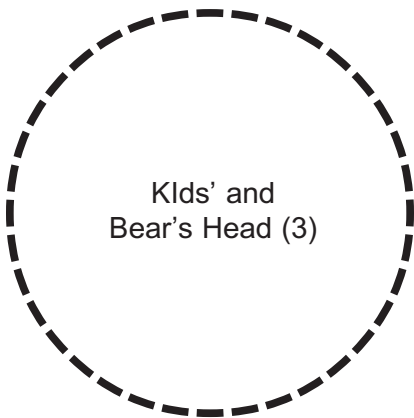
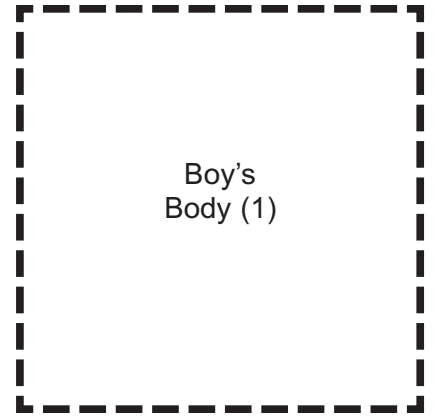
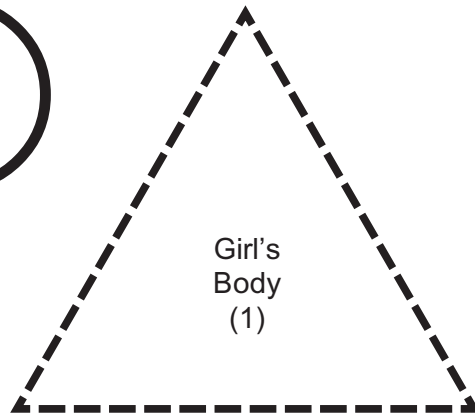



Shapes for Welcome Warm-up

Use for rubbing, outlining, and boy, girl, or bear picture as shown in the photo below. The bear's face is made from the shape patterns and you can add this idea to the shapes activities for Welcome Warm-up.



A Welcome Warm-up Variation: The shapes shown here can be used for rubbing or to make children or animal figures. Just cut them out and use a few dots of white glue to stick them onto construction paper like the samples above.